

## **USER MANUAL** for Waha SoHo Edition :

Waha SoHo Edition offers an even more complete protection and privacy for all sorts of your personal valued files, including documents, pictures, drawings and video clips, etc. Using Waha SoHo Edition to share the files could prevent the files, which being shared and protected, being printed, saved, copied, cut and pasted, or screen printed by other unauthorized users. For those backup files produced by testing/recording, fishing, or spying programs, it offers only sharing, but leaves no signs at all after using it. Users who want to share the files to other friends are able to share them with no worries. The operating method for Waha SoHo Edition is very similar to Home Edition.

The effective and flexible timing control of file sharing not only offers the protected file multiple times of file opening safely, but also provides the flexibilities of file sharing time frames. It allows file sharing to be safely controlled, long lasting and multiple times' file opening.

The user could download Waha SoHo Edition at Waha, and install it in one of the operating systems of Windows NT, 2000, 2003, or XP. To enjoy the long-hour-file-protecting service of Waha SoHo Edition, all you have to do is to restart the computer after the installation, then complete the online payment and registration.

To open the files which being protected by Waha SoHo Edition, download Waha Player or double-click on the installed Home Edition or SoHo Edition.

To use Waha SoHo Edition to share the protected file, the protecting time frames could be set up flexibly, and it is not limited to one-time file opening only.

### **System Requirement**

CPU:PIII-500, RAM: 128M, HD: 2G or higher  
OS SUPPORT Win2000/XP/2003Server/NT

### **Download:**

You can download the software online at <http://www.waha.com/download/setupWSoHo.zip>.

### **Installation:**



- To install simply run setupWSoHo.exe, and restart the computer when setup to be completed in several minutes.

## Waha Security --- Total Security On Demand

### Installation program

Attention: if not connected to Internet or network error, users will see the warning as no color interface. Please check the network configuration or contact with ISP to solve the problem.

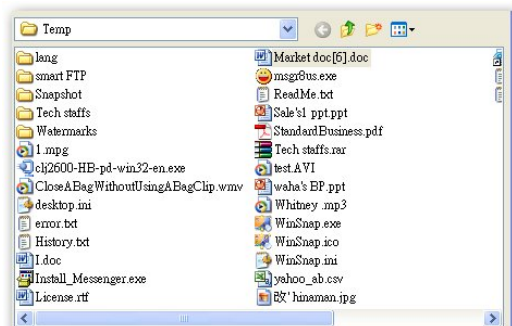
### Usage:




WahaSoHo starting interface

### Register a new account:

### login account:



- To run the software by clicking short cut icon on desktop  or "Windows' start menu" in Start -> Program -> WahaSecurtiy-> WahaSoHo >File Numen.exe.

- If it is the first time using the software, user may pay and register a new account first.
- users can simply start to pack security file by login the account after register.

- Select a file which needs to protect.
- Follow the steps to pack a file.

- This step, Waha's program will pop-up file selection window by press "select" button. Users can select any file to protect with no restriction .Press "next" to continue.

- Follow the steps to pack a file.

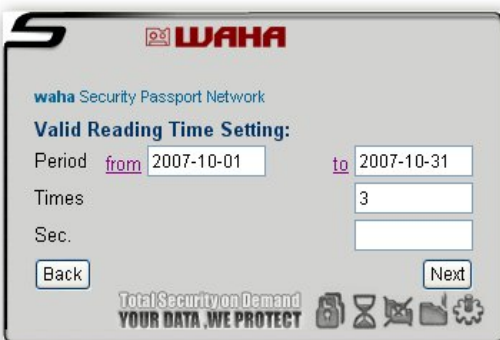


- Press "next" button to continue.



Set of reading permission:

- Click and set the permissions of reading the file, including save, print and copy & paste. Press the "next" button to continue.



Rule of valid date:

- Set the valid date of reading the file. Users can select the starting and ending date of reading the file, how many times can be read and how long can be read (unit: second) before expiration by rule setting. Press "next" button to continue. Waha's program won't open the secured file exceeding rule set.



- We may change the file's name and directory to build the protection file.
- The default name and path just showing on interface.
- Press "select" button for change output security file and select favorite directory.

## Waha Security --- Total Security On Demand



- Once highlight the favorite directory and press confirm button to next.



- Press "Packing" button to generate security file.



- After packing completed by 100%, users may press "Continuing" button to continue or close the window to exit program.



- Get the Waha security Home file and share to someone. (Ps. That whom wants to read this file, please have he or she installs the same program as you have.)

### Open File:

To open Waha security SoHo file, the end user's computer needs to install WahaSoHo Edition.

<http://www.waha.com/download/setupWSoHo.zip>.



- Use mouse and double click on .wss file icon, WahaHome will pop-up reader license. Press "Agree" button to agree reading agreement.



- And, then program displays the rule for this reading time.
- After press "Next" button, WahaSoHo will open the file and protect it at run-time.



- When user finishes reading, WahaSoHo will shows "View Finished" in program's interface.

**www.waha.com Corporation**

1707 E. Greenville Dr. West Covina, Ca 91791

Email: [info@waha.com](mailto:info@waha.com)

<http://www.waha.com>

Copyright © 2007 Waha Inc. All rights reserved. Copyright/IP Policy

Thank you for using WahaSoHo.Edition !!